




# PlugHub 1 Smart Plug Gateway


Fast data. Flexible setup. Secure control.



[Order now](#)

Upgrade your smart setup with PlugHub 1 smart plug gateway. The PlugHub 1 delivers reliable, ETL-certified power, and ensures strong wireless performance with dual Bluetooth and Wi-Fi support. It offers easy installation, stronger security, and better connectivity—no rewiring needed. Ideal for healthcare, hospitality, offices, and renovation projects.

## How It Works



## Flexible Deployment for Optimal Signal Coverage



## Applications



### Healthcare

Collects real-time data from patient monitors, environmental sensors, and wearable devices, and uploads it to nurse station systems via Wi-Fi.



### Hospitality

Integrates with smart door locks, energy sensors, and radar sensors to manage room status and enable energy-saving control.



### Smart Office

Rapid deployment in office settings to track seat occupancy and monitor environmental conditions in real time using air quality, ambient light, infrared, and radar sensors.



### Renovation


Seamlessly fits into legacy buildings to enable smart monitoring and asset management—no rewiring or extra power sockets needed—greatly cutting renovation costs and complexity.

## Features



### Dual Connectivity

The PlugHub 1 supports both Bluetooth 5.0 and high-speed 150Mbps Wi-Fi, ensuring seamless communication with smart devices and stable, fast cloud data uploads.




### Secure Mounting

PlugHub 1 features triple-layer protection—including a secure snap-fit, screw locking, and accelerometer-based movement detection—for tamper-resistant installation and reliable performance in any environment.



### Flexible Deployment

With dual USB power ports in different orientations, PlugHub 1 offers flexible placement options to ensure optimal signal strength.



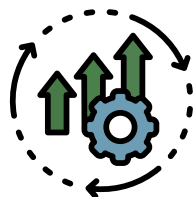
### Plug-and-Play

Simply plug in and start—no wiring required. The PlugHub 1 is ready to use straight out of the box.



### Safety First

The PlugHub 1's durable, flame-retardant PC V-0 casing, compliant with ETL standards, delivers top-tier fire protection and reliability.



### Future Scalability & Diversity

The PlugHub 1 is ready for future upgrades, including LTE, LoRa, and Matter. It features customizable power ports and broader international compliance (EU, UK), making it a future-proof, scalable solution.



SmartConfig

BluFi

AP Modes

### Multiple Configuration Options

SmartConfig for fast, large-scale deployment. Bluetooth (BluFi) for secure, short-range configuration. AP mode for local setup.

## Product Specifications

### Gateway

#### Basic Info.

Dimensions	65 × 30 × 31 mm
Weight	32g
Housing Material	PC V0 fire-retardant
Input	USB 5V=1A
Installation Method	Snap-fit mount and screw reinforcement

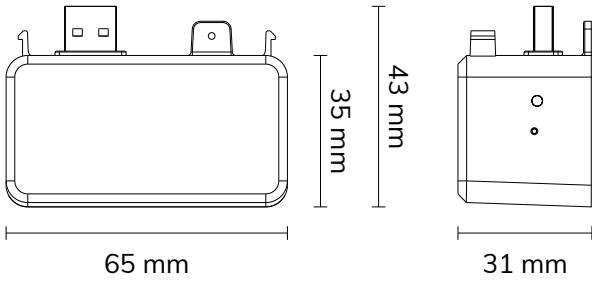
#### Bluetooth Specs.

Bluetooth Version	BLE 5.0
Scan Coverage	Over 90m (open area)
Number of Received Data Packages	200 packages/sec

#### WiFi Specs.

Protocol Standards	IEEE 802.11 b/g/n
WiFi Data Rate	Up to 150Mbps (802.11n mode)

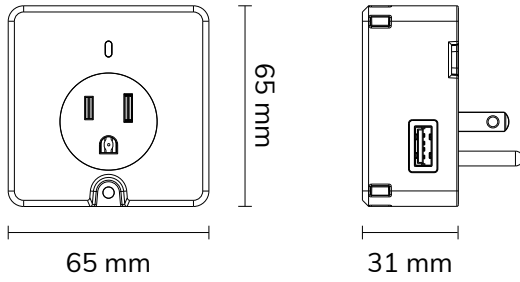
Note: Multiple communication protocols are coming soon, please contact SALES for more information.



### Smart Plug

#### Specifications

Material	PC V0 fire-retardant
Input	125V~60Hz
Max Load Current	15A
USB Output	5V=1.5A (Max)
Protection Rating	IP20
Dimensions (L*W*H)	65 x 65 x 31 mm
Operating Environment	Indoor
Operating Temperature & Humidity	-10~45°C; 10%~90%RH, non-condensing
Certifications	ETL Certified



Note: 1 or 2 USB power supply ports can be provided according to customer requirements, and AC power supply ports can also be closed.

